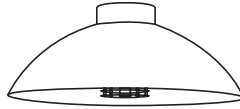


A photograph of an outdoor patio at dusk. In the foreground, a long wooden table with a dark top and light-colored sides sits on a wooden deck. On the table, there is a piece of driftwood and a small black cylindrical object. To the left, a white floor lamp with a curved arm and a large white dome shade stands on a white square base. To the right, a black table lamp with a large black dome shade sits on the table. The background features a dark metal railing with horizontal slats, and beyond that, a body of water and a bridge under a twilight sky. The text "SUMMER NIGHTS SHOULD LAST FOREVER" is overlaid in white, thin, uppercase letters across the center of the image.

SUMMER  
NIGHTS  
SHOULD LAST  
FOREVER

outdoor light & heating



DOME® TIMELESS LIGHTING  
WITH HEATING FOR YOUR GARDEN OR TERRACE



**DOME® by Heatsail**

No better background scenery for a nice long conversation than a sultry summer night!  
Why don't we just make it a little warmer and lighter outside?  
So those summer nights can last forever...



## SUMMER ATMOSPHERE AT THE PUSH OF A BUTTON

Enjoy great food & drink outdoors in a relaxed and lovely summer atmosphere.



## AN ATMOSPHERE TAILORED TO SUIT EVERY EVENT



## KEEP YOUR EAR TO THE GROUND FOR THE LATEST INNOVATIONS

You can now listen to wireless music thanks to integrated bluetooth.



## EYE-CATCHER

The DOME® exudes luxury, elegance and exclusivity and is as it were the eye-catcher of your terrace or patio!



**OPEN YOUR EYES.  
FEEL. EXPERIENCE.**

Try out the atmosphere but be sure to enjoy the place and the moment!



### **DOME® FLOOR LAMP**

A timeless lighting type with heating for your garden, terrace or patio.

Available in two heights:

> 180 cm clear vertical height suitable for dining table or lounge

> 195 cm clear vertical height for use as party table or in areas such a smoking rooms.



### **DOME® PENDANT**

Give your ceiling that little added extra. You can turn your ceiling into a delightful jewel by means of the DOME® hanging lamp and it allows you to extend the amount of time in which to enjoy your evenings.



### **TRENDY WHITE**

White is pure, timeless and elegant. It lends itself well in a neutral and clear way to any interior style, from stylish classic to sleek modern.

Or timeless black?  
Black is always good. Always fashionable. Always in harmony with current trends. And always a stylish.

## **THE DESIGN OF THE DOME® EXUDES ELEGANCE AND MAKES IT THE FOCAL POINT IN ANY SETTING**



Rustproof &  
weatherproof



Low  
energy usage



Minimum of  
maintenance



Zero  
emissions

## PRODUCT LIST

available all over the world



### FLOORLAMP

A 100% state-of-the-art Belgian product with a timeless design and almost maintenance-free.



### PENDANT

The DOME® is also available as hanging lamp.



### WHEELS

You can also opt for the version equipped with 4 instead of 2 wheels.



### COVER

Protect the DOME® with an optional cover.



### EXTENSION PIECE

Use this DOME® fixture to create clear vertical clearance height of 195 cm instead of the standard 180 cm.



### RAL COLOUR

The DOME® is available in the standard colours of black or white. Optionally, the DOME® is also available in all RAL colours.





### DOME® HT


The DOME® HT generates up to 25% more heat with the same amount of energy consumption.



### WALL BRACKET

Space-saving wall bracket for a fixed DOME® Arc set-up.





## BLUETOOTH MUSIC

BLUETOOTH 4.0 connection with 2 x 80 Watt waterproof speakers built into the base of the DOME®.



## EXTRA WEIGHT

The base of the DOME® is supplied with a 40 kg weight, and must be filled with concrete cobble sets (15x15x6 cm or 10x10x6 cm for the music version, which is not supplied).

Metal plates can be added for extra weight to anchor the appliance when using it in windy areas.



## CONTROL

A switch with 2 positions for the heating: 1500 or 3100 Watt.

Switch for the lamp, a remote control unit to dim the lamp.



## ASSEMBLY ACCESSORY

If you wish simply to assemble the DOME® you are best off using our TRIPOD. This will allow you to set up the DOME® within 30 minutes.

## TECHNICAL SPECIFICATIONS

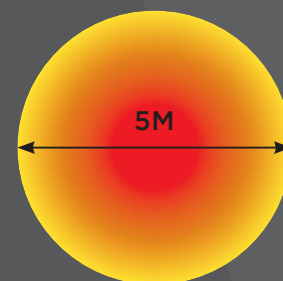
### Energy

Consumption	3,22 kw/h
Infra-red heat	3100 Watt
Lighting	120 Watt

### UK version

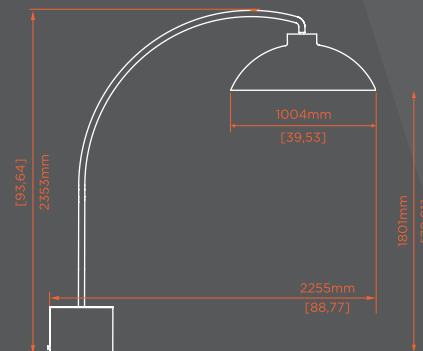
Consumption	2,97 kw/h
Infra-red heat	2850 Watt
Lighting	120 Watt

### Radiating range of 5 metres



### Dimensions

Diameter hood	100cm
Hood height	50cm
Base	43x43x32cm





INFO@HEATSAIL.COM

WWW.HEATSAIL.COM